
 **Important note:** When you edit this page, you agree to release your contribution into the **public domain**. If you don't want this or can't do this because of license restrictions, please don't edit.  This page is one of the *Public Domain Help Pages*, which can be freely copied into fresh wiki installations and/or distributed with Foresight Wiki software; see [Help:Contents](#) for an overview of all pages.

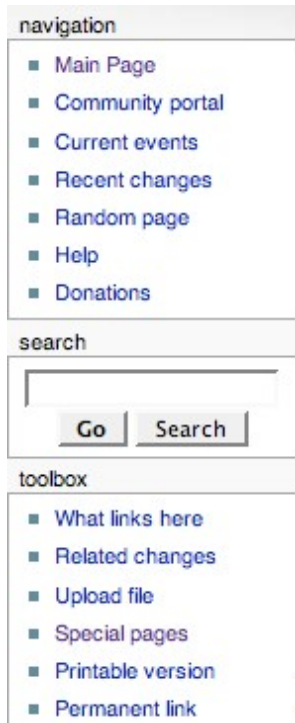
When viewing any page on a Foresight wiki, you'll find three main navigation elements:

1. The [sidebar](#) on the left gives you access to important pages in the wiki such as Recent changes or Upload file.
2. At the top of the page are links (often called [tabs](#)) which relate to the page currently displayed: its associated discussion page, the version history, and—most notably—the edit link.
3. In the top right corner you'll find [user links](#); as an anonymous user, you'll see a link to create an account or log in (they are the same page). As a logged-in user you have a collection of personal links, including ones to your user page and [preferences](#).

Contents

- [1](#)
 - [Sidebar](#)
 - ◆ [1.1](#)
 - [Navigation](#)
 - ◆ [1.2](#)
 - [Toolbox](#)
- [2](#) [Page](#)
 - [Tabs](#)
- [3](#) [User](#)
 - [Links](#)

Sidebar



Example sidebar, shown on the left of the page

The sidebar is displayed on the left edge of the page below the site logo (if using the default MonoBook skin). This sidebar gives you access to important pages in the wiki such as Recent changes or Upload file.

Navigation

Clicking on the logo brings you back to the main page of the wiki. The links in the navigation section just below will take you to important pages of the wiki. These links can be configured by site administrators.

Toolbox

The toolbox contains a selection of links which change depending on what type of page you are viewing.

On all pages (except special pages)

- ◇ ?What links here? takes you to a special page that lists the pages on this wiki which contain a link to the current page. This is helpful when you are looking for pages of related information. The ?what links here? information can also be useful when you are refactoring wiki pages and need to check whether links to this page are still relevant after changes in the current page.
- ◇ The ?related changes? tool lists all recent changes in the pages linked to from the current page. Recent changes to all relevant template pages are included in the resulting page list. The "Hide minor edits" option that can be set in the user [preferences](#) applies, among other things, to ?related changes?.

On all pages (including special pages)


- ◇ ?Upload file? displays a special page that allows logged-in users to upload images and other files to the wiki. Uploaded files can be linked from or embedded in wiki pages. *Uploading files, viewing files on the server, including them in wiki pages and managing the uploaded files is discussed in the [managing files](#) section of this manual.* This is not displayed if file uploading has

Help:Navigation

been disabled or not enabled in the first place.

- ◇ The `?special pages?` tool lists the Foresight Wiki special pages. In Foresight Wiki terminology, a special page is one that presents information about the Wiki and/or allows access to administration activities for the wiki. For example, a list of users registered with the wiki, statistics about the wiki such as the number of pages and number of page edits, system logs, a list of orphaned pages, and so on. These special pages are commonly generated when the special page is loaded rather than being stored in the wiki database.

The function and use of the default special pages can be found in the [special pages](#) section of this manual.

 **Tip for wiki admins:** To enable file uploading someone with access to the Foresight Wiki installation files needs to edit the `LocalSettings.php` file and uncomment or add the option `$wgEnableUploads = true;`. Uploaded files will be stored in the images folder specified by the `$wgUploadPath` variable in the `LocalSettings.php`. This directory must be writable if file uploads is enabled.

Page Tabs



Default page tabs at the top of the page

The page tabs are displayed at the top of the article to the right of the site logo (if using the default MonoBook skin). These tabs allow you to perform actions or view pages that are related to the current article. The available default actions include: viewing, editing, and discussing the current article. The specific tabs displayed on your pages depend on whether or not you are logged into the wiki and whether you have sysop (administrator) privileges on the wiki. On special pages only the namespace tab is displayed.

Default for all users

- ◆ `?namespace?` (article, help, special page, template, user page etc.)
- ◆ `?discussion?`
- ◆ `?edit?` (may read `?view source?` if anonymous editing is disabled, the page is in the Foresight Wiki: namespace, or the page is protected)
- ◆ `?history?`

Extra tabs for logged-in users

- ◇ `?move?`
- ◇ `?watch?`

Extra tabs for sysops

- ◇ `?protect?`
- ◇ `?delete?`

Administrators can add or remove tabs by using JavaScript or installing extensions, so the tabs you see may be different depending on which wiki you are using.

User Links



Default user links at the top right of the page

Toolbox

Help:Navigation

The user links are displayed at the top far right of the article (if using the default MonoBook skin). These tabs allow the logged-in user to view and edit their user page and wiki preferences. Additionally, the user links allow the user to quickly access their contributions to the wiki and logout.

For anonymous users the user links is replaced by a link to the wiki login page or, if enabled, a link to your IP address and your IP address's talk page.

?<username>?

This links to your user page which is where you can put information about yourself, store bits of information you want to remember or whatever else you fancy.

?my talk?

This links to your discussion page, where people can leave messages for you.

?my preferences?

Allows you to change your personal site preferences.

?my watchlist?

A list of all pages that you are watching. Pages can be added to this list by clicking ?watch? at the top of the page.

?my contributions?

A list of all contributions you have made to the wiki.

?log out?

Click this link to log out of the wiki.